



# Manly Village Public School

## Student use of digital devices and online services

An information guide for parents and carers





## Key Ideas



- Digital technology can empower authentic, meaningful, collaborative and engaged learning but has both opportunities and risks
- Children and young people need to be supported to use technology in safe, respectful and responsible ways
- This is a shared responsibility for school staff, parents and carers, and the students themselves



## For primary schools

From the start of Term 1 2020, Primary-aged students will not be allowed to use digital devices during class time, recess and lunch, unless for an educational purpose or other reasons, such as an adjustment to support learning and wellbeing.



## For high schools

Secondary school principals, in consultation with their communities, will continue to determine how digital devices and online services are restricted or permitted in their schools.



# Key points



RESPONSIBLE



SAFE



RESPECTFUL

# Be safe



- Protect your personal information
- Don't share your usernames and passwords
- Ask for help if someone online asks for or offers you something that makes you suspicious
- Let a teacher or other responsible adult know immediately if you come across something online that is inappropriate or makes you uncomfortable



# Be responsible



- Follow all school rules and instructions from school staff
- Take care with the digital devices you use
- Never hack, disable or bypass any hardware or software security, including any virus protection, spam and filter settings
- Use online services in responsible and age-appropriate ways



# Be respectful



- Respect and protect the privacy, safety and wellbeing of others.
- Get permission before you take a photo or video of someone
- Do not harass or bully anyone
- Do not send or share messages or content that could cause harm





# Why do we need a change?

The learning, wellbeing and safety of our students is a priority



Digital devices present a new challenge for schools, teachers, parents and carers and students



Digital technology can empower authentic, meaningful, collaborative and engaged learning



Schools need to manage the benefits and risks of these devices



The 2018 Review into the non-educational use of mobile devices in NSW schools



# 2018 Government review into mobile devices

**Findings and feedback from over 14,000 respondents includes:**

- Devices can support school-related learning activities
- Devices can support learning needs and help students to manage medical conditions
- Mobile devices can be a useful alternative in some circumstances
- Devices can offer parents peace of mind when children are travelling





# 2018 Government review into mobile devices

Feedback also included challenges for parents, students and teachers

- Distraction or disruption to learning
- Cyberbullying and image-based abuse
- Less time spent face-to-face and on physical activity
- Parents, teachers and students saw minimal additional educational value for smartphones where there was alternative access to technology



# What's does this mean for our school?



## Our school has developed a new procedure on the use of digital technology

- For our primary school students, digital devices will not be permitted at recess and lunch and during class, unless approved by a teacher.
- The procedure
  - sets expectations for safe, responsible and respectful use
  - applies to students at school, on excursions and where there is a clear and close connection to the school
- Our school will work with students and their parents or carers where an adjustment or exemption may be required



# What does our school procedure cover?

## Our plan for managing digital devices that students bring to school


- At our school, we want personal digital devices to be:
  - 'off and away' in school bags during class, recess and lunch, and at all other times whilst students are on school grounds.
  - This includes before and after school and at school-related events such as excursions and camps.
  - The school takes no responsibility for loss or damage to personal devices brought to school.
- There are consequences for inappropriate use in line with the school's Positive Behaviour for Learning procedures.
- We have developed our school procedures in line with the new digital devices and online services policy. As a part of this process we have consulted with a parent representative from our school community whose children are in Years 2 and 6.
- The new school procedures are published on the school website

[https://manlyvill-p.schools.nsw.gov.au/content/dam/doi/sws/schools/m/manlyvill-p/digital-devices/Manly\\_Village\\_Public\\_School\\_Digital\\_Devices\\_and\\_Online\\_Services\\_procedure.pdf](https://manlyvill-p.schools.nsw.gov.au/content/dam/doi/sws/schools/m/manlyvill-p/digital-devices/Manly_Village_Public_School_Digital_Devices_and_Online_Services_procedure.pdf)



# Is this procedure just about smart phones?

A procedure for all technology our students use, not just phones





# Digital parenting

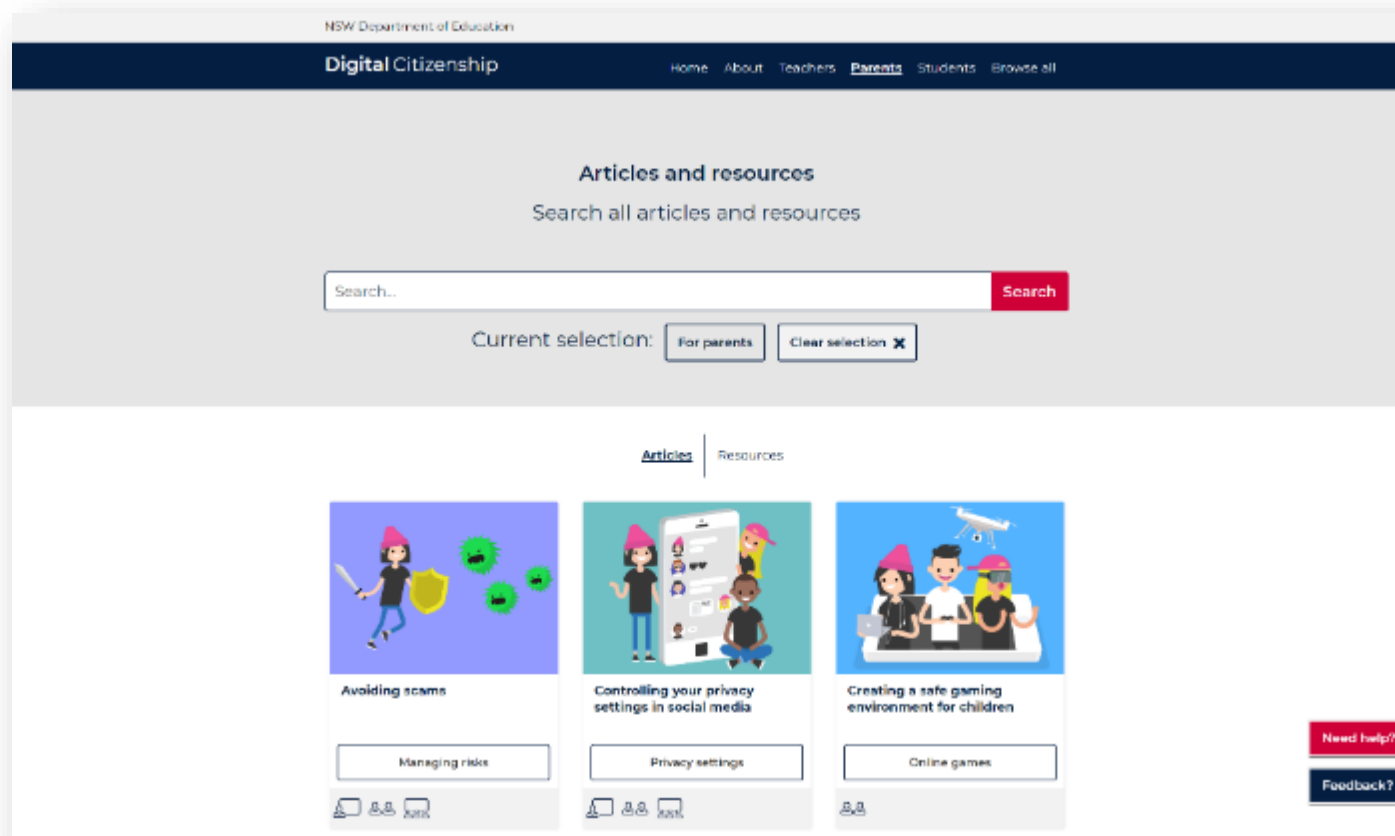
## How can you support your children?

- Share online experiences together.
- Teach and model respectful online communication and have regular screen-free family time.
- Reassure them that they will not lose their device if they tell you about something that happened to make them feel unsafe or suspicious.
- Use parental controls.
- Help them manage their digital reputation.
- Talk about the golden rule: if you wouldn't say something to someone's face then don't share it online.
- Establish clear guidelines for managing screen time and where devices can be used.

Adapted from Growing up Digital: Opportunities and challenges for parents, by Victorian Government with Robyn Treyvaud

# Where can I find more information?

## Digital Citizenship (NSW Department of Education)

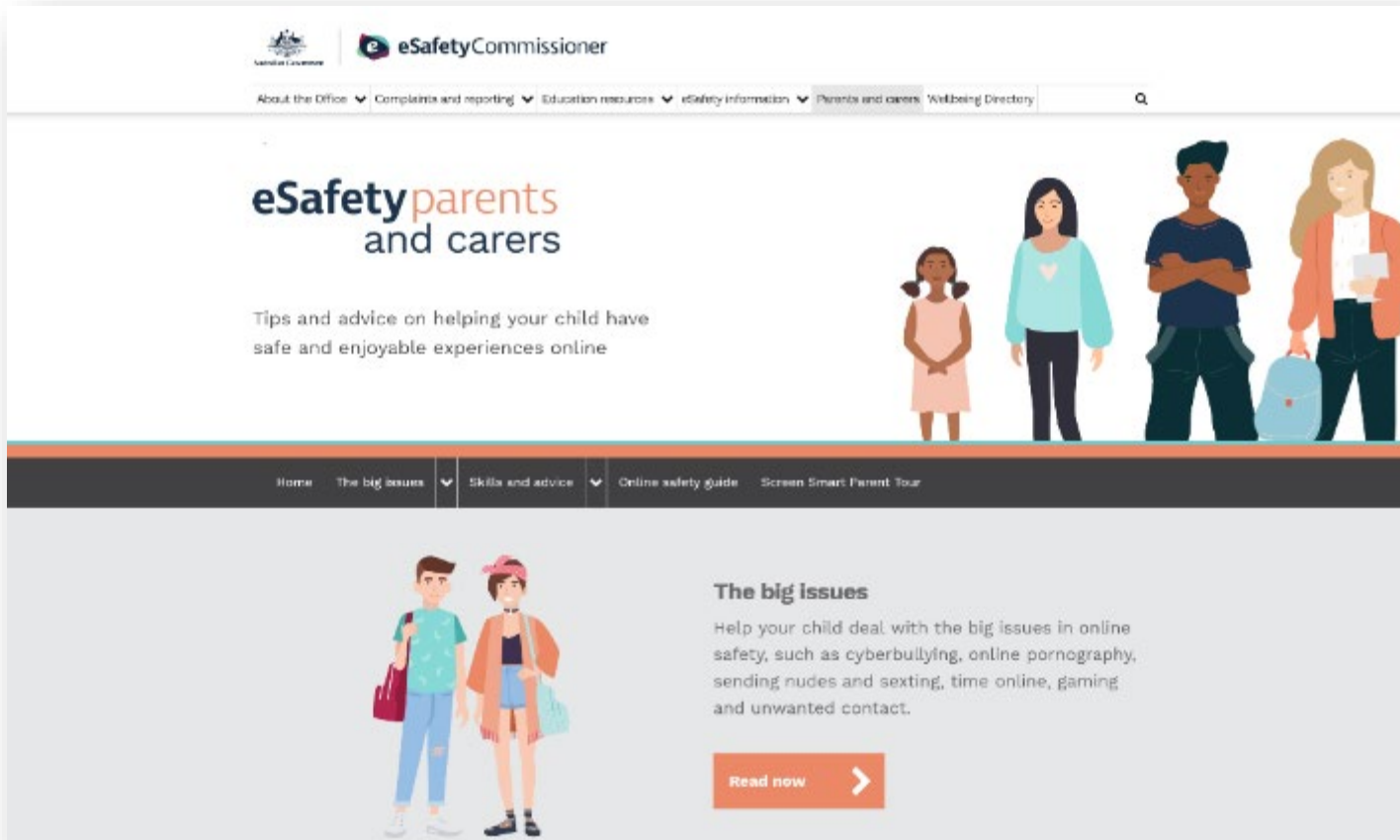


<https://www.digitalcitizenship.nsw.edu.au/parents-articles>



# Where can I find more information?

## Office of the eSafety Commissioner



[www.esafety.gov.au](http://www.esafety.gov.au)



# Any questions?

